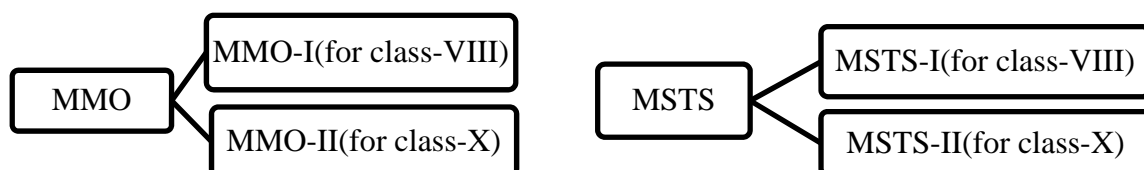


# Aliah University Talent Search Examination -2014

The Aliah University is going to organize 'Talent Search Program' exclusively for the students from the Madrasahs in West Bengal through a written test. The purpose of this activity is to identify, encourage, and nurture the talent in mathematics and other sciences among the students studying in madrasahs (both Junior and High).

The Programme consists of two schemes: 1. **Madrasah Mathematics Olympiad (MMO)**

2. **Madrasah Science Talent Search (MSTS)**



## Eligibility:

Candidates who are presently studying in Class – IX (2013-2014 session, in Madrasah) and those appearing in secondary examination (2014) conducted by West Bengal Board of Madrasah Education are eligible for appearing in the tests.

## Syllabus:

The syllabi of the MMO and MSTS for Class - VIII and Class - X will be the same as those syllabi of mathematics and sciences of the same level, while one is expected to have a sound knowledge of the subjects already learnt at lower Classes. It is important to note that these comprehensive tests are intended to assess both depth and breadth of the knowledge in the subjects. Questions need not be from common text books of the same levels already mentioned.

## Scheme of Examination:

There will be multiple choice type questions with four alternatives, with single correct answer. Candidates have to answer the items on a separate answer sheet which will be given along with the question paper.

Detailed schemes of the tests are as follows:

Test	Duration	No. of items	Maximum Marks
MMO	2 Hours	50 MCQ type questions on Mathematics	100
MSTS	2 Hours	50 MCQ type questions, out of which 15 MCQ on Physical Science, 15 MCQ on Life Science, 15 MCQ on Mathematics and 5 MCQ on Science GK	100

**+ Date, Venue, and Time:**

The admit card shall have all relevant information about the venue, roll number and time of the test. The date of examination is **11<sup>th</sup> May, 2014**.

**Centres of Examination:**

The test will be conducted in four regional centres, namely Malda, Murshidabad, Bardhaman and Kolkata.

**Fees:**

The Aliah University Talent Search Committee has decided a token for of Rs. 50/- each examination to be paid by the students to the school from where they intend to appear at the Aliah University Talent Search Examination 2014. The schools will collect the money from the students and send the same to the University in the form of a single bank draft (draft in favour of **Aliah University**, payable at **Kolkata**) to the University.

**How to Apply:**

**Candidate apply online Application form**

Filled in application Form-B along with the bank draft should reach to the Chairman, Talent Search Committee, Aliah University, DN-18, Salt Lake, Kolkata - 700091 on and before **21<sup>st</sup> March, 2014**.

**Awards and Scholarships:**

AUTSC -2014 has decided to award scholarships to 100 students of each category on the basis of merit list to be prepared on their performance at MMO and MSTS.

Category-I for Class - VIII (MMO & MSTS): Qualified students (maximum 100 students from MMO and MSTS) will be awarded with a certificate as well as scholarship of Rs. 500/- per month to meet their expenses for further studies in Class - IX and Class X.

Category – II for Class - X (MMO & MSTS): Qualified students (maximum 100 students from MMO and MSTS) will be awarded with a certificate as well as scholarship of Rs. 800/- per month to meet their expenses for further studies in Class - XI and Class XII.

**Note:**

- (a) Scholarship to the eligible candidate will be sent to the Head of the institution and disburse through the same.
- (b) Only one scholarship will be given to a candidate even if he/she stands within top 100 students of both MMO and MSTS.
- (c) If any discrepancy arises, decision of the Talent Search Committee will be the final.

## STEPS TO APPLY ONLINE

1. Log on to [www.aliah.ac.in /AUAT-2014](http://www.aliah.ac.in/AUAT-2014) or [www.aliahadmission.com](http://www.aliahadmission.com)
2. In starting page click at Upper right position to go to AUTSE (Aliah University Talent Search Examination).
3. For individual candidate, separate forms has to be filled up in full.

The screenshot shows the homepage of the Aliah University AUAT-2014 Online Application System. The header includes the university logo, name in English and Bengali, and the year 'AUAT-2014'. Below the header is a navigation menu with options like 'APPLY NOW', 'IMPORTANT DATES', 'PAYING FEE ONLINE', and 'ABOUT US'. The main content area is titled 'Welcome to Aliah University AUAT-2014 Online Application System'. It contains instructions for applicants, a 'Menu' section with links to 'Login / Dashboard' and 'Download information brochure', and an 'Admission helpline' section with contact information. A prominent black arrow points to a 'Click Here' button in the 'Apply for Talent Search Examination (AUTSE-2014)' section, with the text 'CLICK HERE' next to it.

3. Select the class of study for each candidate. (one-by-one)

The screenshot shows the 'Talent Search Examination (AUTSE -2014) Online Application system' page. It features the university logo, name, and year 'AUTSE-2014'. The main content area is titled 'Welcome to Aliah University Talent Search Examination (AUTSE -2014) Online Application system'. It contains instructions for applicants, a 'Menu' section with links to 'Login / Dashboard' and 'Download Admission brochure', and an 'Admission helpline' section with contact information. A dropdown menu is shown under the heading '1. Select Class', with options: 'Select Class', 'Select Class', 'AUTSE- Class IX', and 'AUTSE - Class X'. A large black arrow points to this dropdown menu with the text 'SELECT YOUR CLASS OF STUDY'.

4. Select the type of examination which the candidate want to appear [Candidates who are presently studying in **Class – IX (2013-2014 session**, in Madrasah) are eligible for MMO-I and MSTs – I, and those appearing in **secondary examination (2014)** conducted by West Bengal Board of Madrasah Education, are eligible for MMO-II and MSTs – II ]

- After you have submitted your form, you will get a unique application ID for each student.
  - You will need to upload the scanned image of student photograph in the online application form. Image size should be less than 500KB. Keep the name of the Image file as "pic" for photograph (No special characters allowed in the image names)
- Use Internet Explorer 10, Mozilla 5.0 or above or Google Chrome browser for filling online applications.

For online application related query  
**0124-999999**  
 (Monday to Friday 10:00 AM to 5:30 PM)

1. Select Class

AUTSE - Class X

You can apply to either MMO-II or MSTs-II or both the examination

2. Select Exam name you want to apply for

You can select up to 2 preferences

Option 1

Select exam you want to apply

Option 2

Select exam you want to apply

Select MSTs/MMO/Both by selecting option 1 and/or option 2.



(b) Check this box with a tick mark (by clicking it)

Application Checklist

I have scanned my Photograph & have them ready to upload in my online application form. Image is less than 500KB.

Proceed



5. Click on **Proceed** to go to the next page. The total application fee for one individual candidate will be appeared at the bottom of the screen. Please check for the correctness of the application fee for that individual candidate before proceeding to the next page.

Examination type	Application fee
MSTs only	Rs. 50.00
MMO only	Rs. 50.00
Both MSTs and MMO	Rs. 100.00

2. MSTS II-Madrasah Science Talent Search

Note: To change the courses, go back & select the courses again

Please enter your Details. Fields marked with \* are mandatory

**1. Personal Information**

Enter your Personal information of the student in this section.

Name of the Candidate\*  Mobile Number\*

Email ID  Father's Name\*

Date of Birth\*  
 Month  Day  Year

**2. Mailing Address**

Enter the complete correspondence address of the Madrasah. The admit cards and all communications would be sent to this address

Name of the Head Master of Madrasah\*  Complete Correspondence Address\*

District\*  Postal code of Correspondence address\*

**3. Student Personal Address**


6. Fill up the form with all the personal information (for each candidate, separately), like Name, Father's Name, Mobile Number (Mobile Number is Mandatory, If a candidate does not have any mobile number, provide his/her parent's/Guardian's number). All the information about the examination (Form Number, etc) will be communicated through sms)
7. **Mailing address (Item:2):** Details of the Madrasah will be entered. (Entering the Name of the Head of the Madrasah, Address of the Madrasah, PIN code, and selection of District should be made with extreme care.)
8. **Upload Section (Item 5):** While filling up the form of one candidate, his/her photograph has to be stored inside the computer/connected mobile phone/connected digital camera.
  - (a) Click on 'Choose File '. It will direct you to your computer's hard drives / all USB drives (Digital Camera/Mobile Phone)
  - (b) Select the file (the photo of the candidate). It can be a group photo also. The photo can be cropped (Resize) to candidate's face.

**\*\* Upload of photo is not MANDATORY. If photo of the candidate is not available, then after submitting the form, an Application PDF/confirmation page can be downloaded, which MUST be sent to the University by post, after pasting the photo on it.**

4. Additional Information

Provide Additional information of the student here to improve the application

Whether she/he is getting scholarship from Aliah University currently?<sup>\*</sup>

select  ← **Select 'YES' if the candidate avails any scholarship from the University, Otherwise select 'NO'**

5. Upload Section

Scanned photograph image of the student should be less than 500KB in size. If file size is more than 500KB, then your image will not be uploaded properly. Upload only .JPG/.PNG/.JPEG file formats. The Photo is required for Admit card purpose. Applications without photo will not receive admit cards and hence application will be rejected

Upload your Passport size photo

Choose File No file chosen ← **Upload the photo of the candidate by clicking here**

6. Declaration Information


I declare that the entries in this form and its enclosure are complete and correct to the best of my knowledge and belief.

Proceed ← **Click here to go to the next page**

9. You can not proceed if any of the space is left blank. Please completely fill the form. After proceeding, a new page will be generated. Here the complete Application form of one candidate will be shown. The information shown can be edited if some wrong data has been entered by mistake. If everything is alright, click 'Proceed'.

Upload Section

Scanned photograph image of the student should be less than 500KB in size. If file size is more than 500KB, then your image will not be uploaded properly. Upload only .JPG/.PNG/.JPEG file formats. The Photo is required for Admit card purpose. Applications without photo will not receive admit cards and hence application will be rejected



Upload your Passport size photo

Declaration Information

I declare that the entries in this form and its enclosure are complete and correct to the best of my knowledge and belief.

**If you want to change something entered** → **Edit the form** **Proceed** ← **Go to the Next page**

10. Next page is Payment page. You need not to pay right now. But the total amount required for one particular candidate is shown there. Please take a note of it. Please select '**Continue to payment**'

11. In the next page, you will have to confirm order. Please click on '**Confirm Order**' button. The following message will appear:

**Detailed steps for Demand Draft (DD) Payment.**

- 1. Click on proceed to submit the application & generate the application ID for the student
- 2. You can download the filled application form PDF in the next page
- Amount Payable **Rs 100.0/** or **Rs 50.0/** (*Amount for one individual candidate*)

12. After successful submission of the above page, a mobile message, and an e-mail, bearing the **application-id** (form number) will be sent to the numbers/email id provided,

13. Please select '**Download Application PDF**' to download the **Confirmation Sheet** to generate a filled-up application form.

**ALIAH UNIVERSITY** আলিয়া বিশ্ববিদ্যালয়  
A UGC approved autonomous Institution under Dept. of Minority Affairs & Madrasah Education, Govt. of West Bengal. AUTSE-2014

**Congratulations** Application submitted successfully.  
10-02-2014. Application details have been sent to "shamimhaidar@yahoo.com & 9434374873"

[Download Application PDF](#) [Print receipt](#)

Application ID <b>AUTSE92026814</b>	Application Status <b>Completed</b>
Mode of Payment <b>Demand Draft</b>	Billed Amount <b>100</b>

**CLICK HERE**

**Login details:**

- App ID: AUTSE92026814

**Application(s) you have applied to**

Note: If you have Appl\_ID & Date of birth(DOB) to track your application status, download admit card, view alerts, exam results & admission results.

- MMO I-Madrasah Mathematics Olympiad
- MSTS I-Madrasah Science Talent Search

**Further Steps for DD Deposit.**

Take the print out of this application PDF page and attach it with the summary sheet and send all the applications to Aliah university with one demand draft

Send the Application form, summary sheet and Demand Draft (DD) on or before March-28th-2014.

Submit the application fee DD before the last date of application to avoid the rejection.

Applications for which payment is not received by the last date will be rejected. No late fee will be accepted.

**Important Notice**

1. your Application ID as reference for all communication you have with the University or admission helpline.
2. Your Application ID serves as acknowledgement for submission of online application.
3. Carry a print out of this page, when you visit college for any queries, Entrance test, Counselling & final admission.
4. Carry photo identification. You will need it as proof of identity during Entrance Exam, Counselling & Admissions.

14. Take a print out of the PDF / Confirmation sheet and Paste the photo of the individual candidate (If the photo of the candidate was not uploaded earlier).

15. Each candidate should sign on the space provided in their confirmation sheet individually.

16. Similarly, Repeat the steps for all Candidates studying in a Madrasah.

17. Send All the **Confirmation sheets** (With Photo Uploaded or Pasted, Signature of the candidate), the completed **Summary Sheet** (Next Page), and The **Demand Draft** (total application fee for all students together)

\* DD can be purchased from any bank of the requisite amount, in favour of **The Registrar, Aliah University;** Payable at **Kolkata**.

=====